
















# Zoom Meetings – Etiquette and Best Practices



Here are some great tips on etiquette and best practices for you and your participants when joining a Zoom meeting. We hope these help you get the best out of your experience!!

BEFORE THE MEETING		
	<b>Test Your Technology</b>	Test all your technology  <i>(including camera/video, Wi-Fi, and screen sharing if you are the host or presenter)</i>
	<b>Practice Speaking to the Camera and Not the Screen</b>	Our tendency is to look at the person on the screen, but you should look at the camera when you speak so the audience feels like you're talking directly to them.
	<b>Dress Appropriately</b>	Take a few minutes to throw on a clean shirt and brush your hair. The best part of actually getting ready while working remotely is that you'll put yourself in the right headspace to be productive.
IF YOU ARE HOSTING		
	<b>Be Prepared</b>	Review your agenda and presentation
	<b>Make time for Casual Conversation</b>	Before and/or after the meeting;  <i>Including a few minutes of friendly interaction before diving into a meeting can really build the necessary rapport for a successful session—and keep the team engaged when the conversation jumps to business talk.</i>
	<b>Be Aware of Your Surroundings</b>	Adjust your work setup so that you face a window or are exposed to plenty of light. And make sure your background is professional and work appropriate!



	<p>Introductions</p>	<p>If you have one or more guests, introduce everyone at the start of the meeting/session</p>
<p>IF YOU ARE PARTICIPATING</p>		
	<p>Speak Up Upon Entry</p>	<p>When you enter a small meeting (around 2 to 5 people) announce yourself when you join.</p> <p>Just make sure not to interrupt someone mid-sentence.</p>
	<p>Be Attentive</p>	<p>Don't stare at your phone while other people are presenting, be attentive and present.</p>
	<p>Silence Your Phone</p>	<p>Turn off all notifications and make sure your cell phone is on silent</p>
	<p>Don't Type in the Background</p>	<p>Leave your keyboard alone</p> <p>Unless you want to ask questions and make comments silently if desired using the "Chat" feature. In this case make sure your microphone is muted.</p>
	<p>Be Respectful – Raise Your Hand</p>	<p>Don't interrupt other people when they're speaking (or attempt to speak over them)</p> <p>If you want to speak, physically raise your hand or use the "raise hand" feature that is available in the participant panel.</p>
	<p>Mute Yourself</p>	<p>Mute your microphone when you're not talking. This will help eliminate any feedback or background noise that can be heard in your environment.</p>

	<p>Don't Multitask</p>	<p>Don't work on other tasks (like checking email) during the virtual meeting</p> <p>It may be tempting to check your inbox or carry on a side conversation during a dull moment in a meeting, but don't do it! You might miss out on key information or an opportunity to give input</p>
	<p>Stay Seated and Stay Present</p>	<p>If you're using your webcam, use attentive body language: sit up straight, don't make big extraneous movements, and don't let your eyes wander too much.</p>

### QUICK DO's AND DON'Ts

	<p>8 <b>Do's</b> of Video Conferencing Etiquette</p>	<ol style="list-style-type: none"> <li>1. Do be courteous to other participants</li> <li>2. Do speak clearly</li> <li>3. Do keep body movements minimal</li> <li>4. Do move and gesture slowly and naturally</li> <li>5. Do maintain eye contact by looking into the camera</li> <li>6. Do dress appropriately</li> <li>7. Do make the session animated</li> <li>8. Do be yourself and have fun!</li> </ol>
	<p>7 <b>Don'ts</b> of Video Conferencing Etiquette</p>	<ol style="list-style-type: none"> <li>1. Don't make distracting sounds</li> <li>2. Don't shout</li> <li>3. Don't make distracting movements</li> <li>4. Don't interrupt other speakers</li> <li>5. Don't carry on side conversations</li> <li>6. Don't wear "noisy" jewelry</li> <li>7. Don't cover the microphone</li> </ol>

### SOME OTHER GREAT RESOURCES

	<p>Top 10 Tips for Good Zoom Hygiene and Etiquette - <a href="#">CLICK HERE</a></p>
	<p>Zoom Tips - <a href="#">CLICK HERE</a></p>

